

**OLYMPUS**<sup>®</sup>

Your Vision, Our Future

**EVIS EXERA III**

EVIS EXERA III GASTROINTESTINAL VIDEOSCOPE

**GIF-H190**

Significantly slimmer design with amazing HDTV clarity



## Main Features

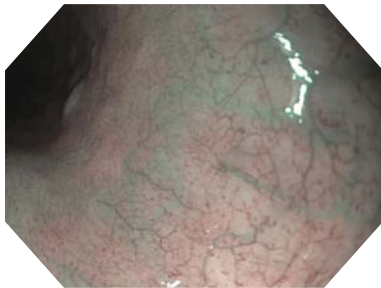
### HDTV Image Quality

HDTV image quality delivers high-definition observation capabilities, even in a new, slimmer scope design.



### NBI (Narrow Band Imaging)

NBI in EVIS EXERA III 190 Series scopes provides twice the viewable distance of EVIS EXERA II 180 Series scopes and offers much greater contrast between blood vessels and mucosa. The greatly improved performance of NBI opens up exciting new clinical applications and reinforces NBI's position as the standard of care for GI endoscopy.



### Slim Design

This scope offers an excellent balance of size and performance, with HDTV image quality in a slim 9.2 mm diameter size.

### Close Focus

The GIF-H190 enables close observation of the mucosal surface (2 mm) without the need for electronic magnification.

### Water Jet

EVIS EXERA III 190 Series scopes' forward water jet function is standard on all routine gastroscopes. This technology improves procedures and treatment.

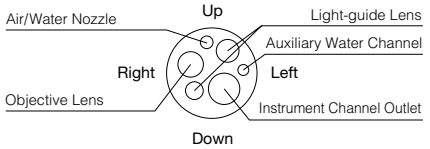


### Waterproof One-touch Connector

A new connector design minimizes the effort required for setup prior to and in between cases. In addition, it is fully submersible and eliminates the need for a water-resistant cap and the associated risk of an expensive repair due to accidental immersion.



## Specifications

Optical System	Field of view	140°
	Direction of view	Forward viewing
	Depth of field	2-100 mm
Insertion Section	Distal end outer diameter	9.2 mm
	Distal end enlarged	
		
	Insertion tube outer diameter	9.2 mm
	Working length	1030 mm


Instrument Channel	Channel inner diameter	2.8 mm
	Minimum visible distance	3.0 mm from the distal end
Bending Section	Direction from which endotherapy accessories enter and exit the endoscopic image	
		Up 210°
		Down 90°
		Right 100° Left 100°
Total Length	1350 mm	
Compatible EVIS EXERA System	Video System Center OLYMPUS CV-190 Xenon Light Source OLYMPUS CLV-190	

Image courtesy of Roy Soetikno, MD

Specifications, design and accessories are subject to change without any notice or obligation on the part of the manufacturer.